




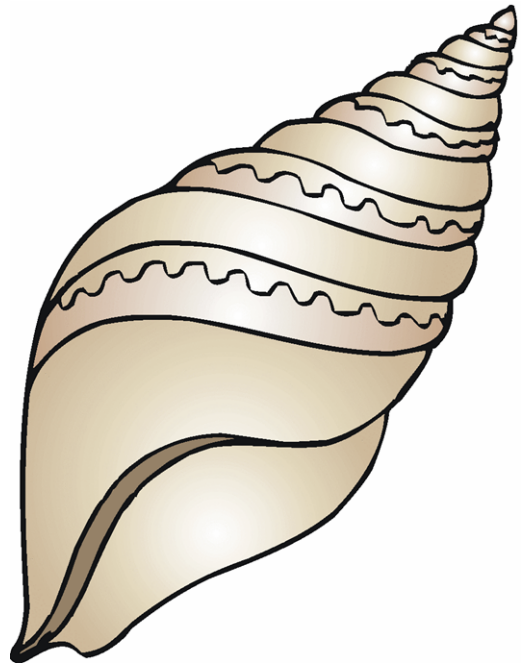

sh




ch


th

wh









These flashcards are best for pocket charts. Students place the pictures under the correct blend.

EXAMPLE:

ch	sh	th	wh

If you would like more sh, ch, th, wh flashcards, just print multiple copies of the first page.